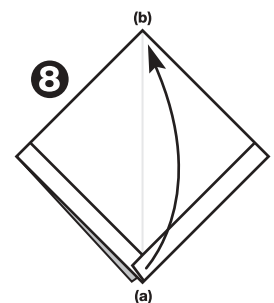
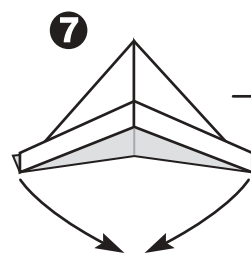
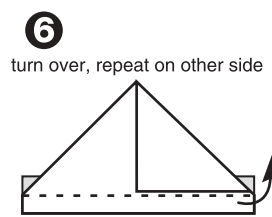
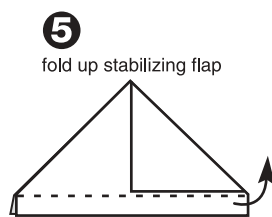
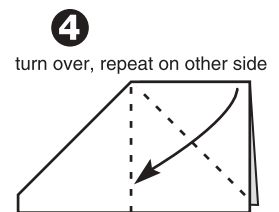
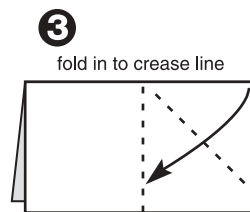
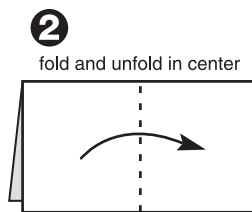
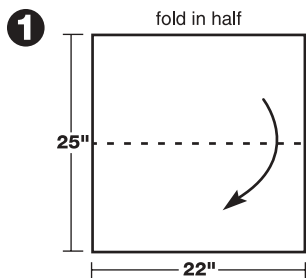


# Newspaper Hat to Fold and Go

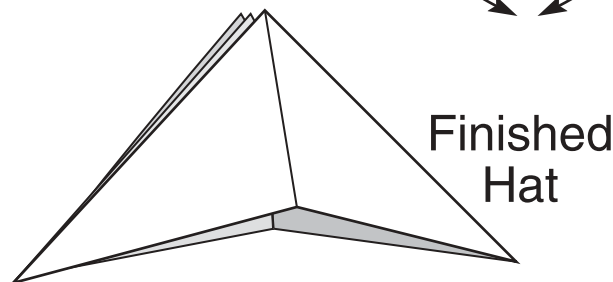
Use a full newspaper page or go fancy with a sheet of 25 × 22-inch colored paper. Once you've mastered the few basic folds, add a pinch here, a bend there and voila! a whole new hat.



Add a feather to the Basic Hat and it's a Robin Hood!



fold (a) to (b), turn over; repeat on other side



Finished Hat